



GUJCOT TRADE ASSOCIATION

MONTHLY PRESSING REPORT Sep-2024

Dear All Cotton Friends,

Gujcot has collected pressing figures from all ginners and compiled data to serve whole trade. In this mission we get valuable support from many of our trade personalities. We Gujcot team is very thankful to all helping hands, who worked directly or indirectly, with their valuable support, we are able to put real time pressing figures. We thank all Gujarat Ginners for their cooperating with Gujcot team to share their pressing figures. We hope the whole Textile value Chain will be benefitted by these data and will help us in future to achieve our goal to serve our cotton trade.

Report Sponsors:

Click on Sponsor's Logo to visit Sponsor's Website



FIOTEX™  **FIOTEX COTSPIN PVT. LTD.**

LDC  **Louis Dreyfus Company India Pvt. Ltd.**



GUJCOT TRADE ASSOCIATION

MONTHLY PRESSING REPORT Sep-2024

Summary

Gujarat Pressing as on 30th Sep 2024

- **Cumulative Pressing in 170 Kg Bales**

Total Pressing 90,27,691 Bales.

Shankar 6 87,55,046 Bales

V-797 2,72,645 Bales

- **Cumulative Pressing in Running Bales**

Total Pressing 94,73,503 Bales.

Shankar 91,87,394 Bales

V-797 2,86,109 Bales

- **Monthly Pressing in 170 kg Bales**

Total Pressing 79,819 Bales

Shankar-6 79,819 Bales

V-797 00 Bales

Average pressing per day 2,661 Bales

- **Monthly Pressing in Running Bales**

Total Pressing 83,761 Bales

Shankar-6 83,761 Bales

V-797 00 Bales.

Average pressing per day 2,792 Bales

- **Active Ginning Factories during the month**

Saurashtra 56

North Gujarat 1

Main Line 0

Kutch 0



GUJCOT TRADE ASSOCIATION

MONTHLY PRESSING REPORT Sep-2024

Gujcot Trade Association						
Gujarat Pressing Summary 30-Sep-2024						
2023-24	CUMULATIVE PRESSING (IN 170 Kgs)					
	Sep-23	Aug-24	Sep-24	M/M Change (In Bales)	Y/Y Change (In Bales)	Y/Y Change (In %)
Shankar 6						
Saurashtra	60,66,039	59,19,029	59,97,896	78,866	-68,144	-1.12%
North Gujarat	21,59,413	19,61,456	19,62,409	953	-1,97,004	-9.12%
Main Line	5,17,951	5,46,226	5,46,226		28,275	5.46%
Kutch	2,88,640	2,48,516	2,48,516		-40,125	-13.90%
Total	90,32,044	86,75,227	87,55,046	79,819	-2,76,998	-3.07%
V-797	2,29,478	2,72,645	2,72,645		43,167	18.81%
Total	92,61,522	89,47,872	90,27,691	79,819	-2,33,831	-2.52%
Remark : Daily Pressing Average 2,792 RB - 2,661 170 Kg Bales						

Pressing in Running Bales						
Zone	As On 30-Sep-2024 (Cumulative)			During Sep 2024 (Monthly)		
	Shankar-6	V 797	Total	Shankar-6	V 797	Total
Saurashtra	62,94,088	4,600	62,98,688	82,761		82,761
North Gujarat	20,59,318	2,81,509	23,40,827	1,000		1,000
Main Line	5,73,200		5,73,200			
Kutch	2,60,788		2,60,788			
Total	91,87,394	2,86,109	94,73,503	83,761		83,761

Season	Till September Pressing in 170 Kgs					Final Pressing	Arrival Percentage	
	Saurashtra	North Gujarat	Main Line	Kutch	Total			
2018-19	53,45,276	28,73,516	5,12,985	3,17,516	90,49,293	90,49,293	100.00%	Final
2019-20	60,61,606	26,52,412	6,40,444	2,91,246	96,45,708	96,45,708	100.00%	Final
2020-21	56,37,003	26,40,646	6,40,444	2,26,763	90,02,326	90,02,326	100.00%	Final
2021-22	49,18,175	18,11,048	4,95,101	2,04,934	74,29,257	74,29,257	100.00%	Final
2022-23	60,69,756	23,85,175	5,17,951	2,88,640	92,61,522	92,61,522	100.00%	Final
2023-24	60,02,279	22,30,670	5,46,226	2,48,516	90,27,691	90,27,691	100.00%	Final

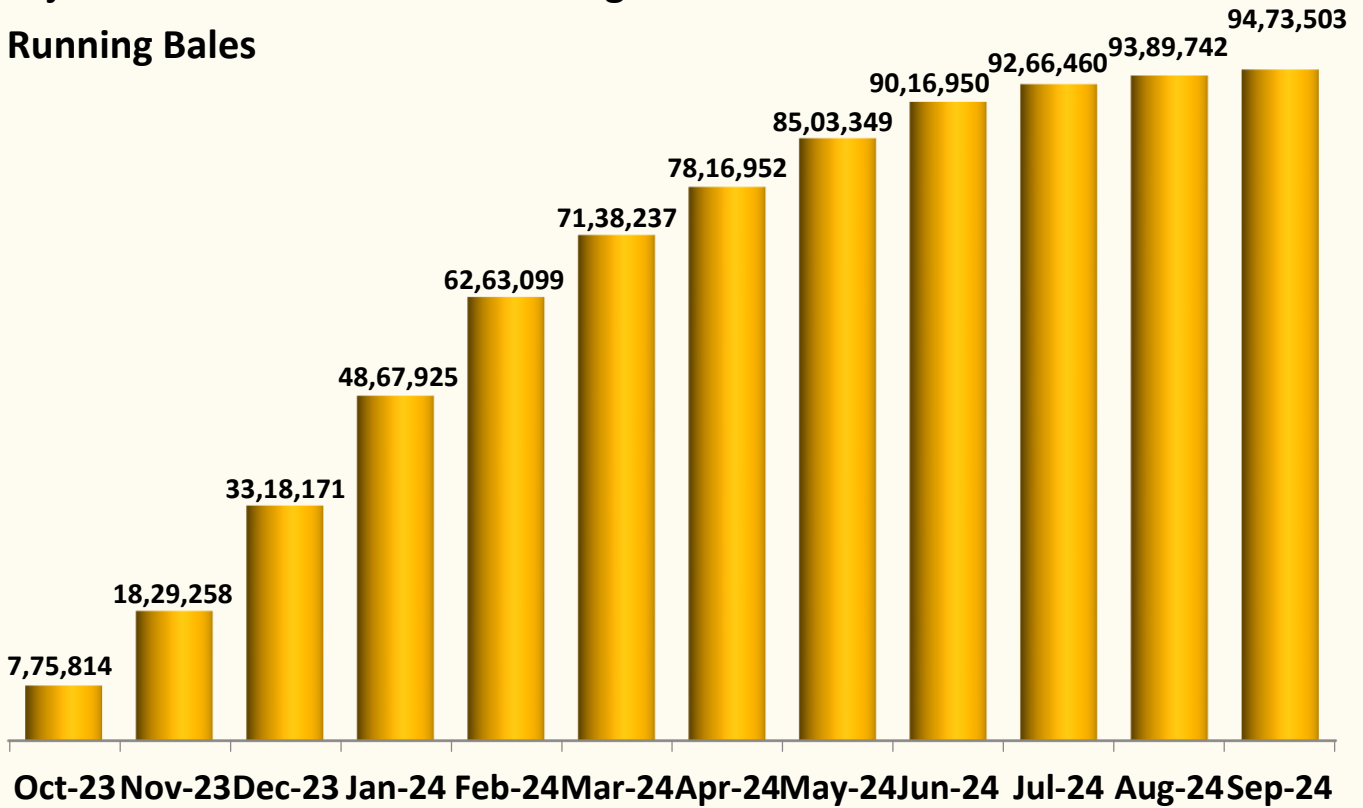


GUJCOT TRADE ASSOCIATION

MONTHLY PRESSING REPORT Sep-2024

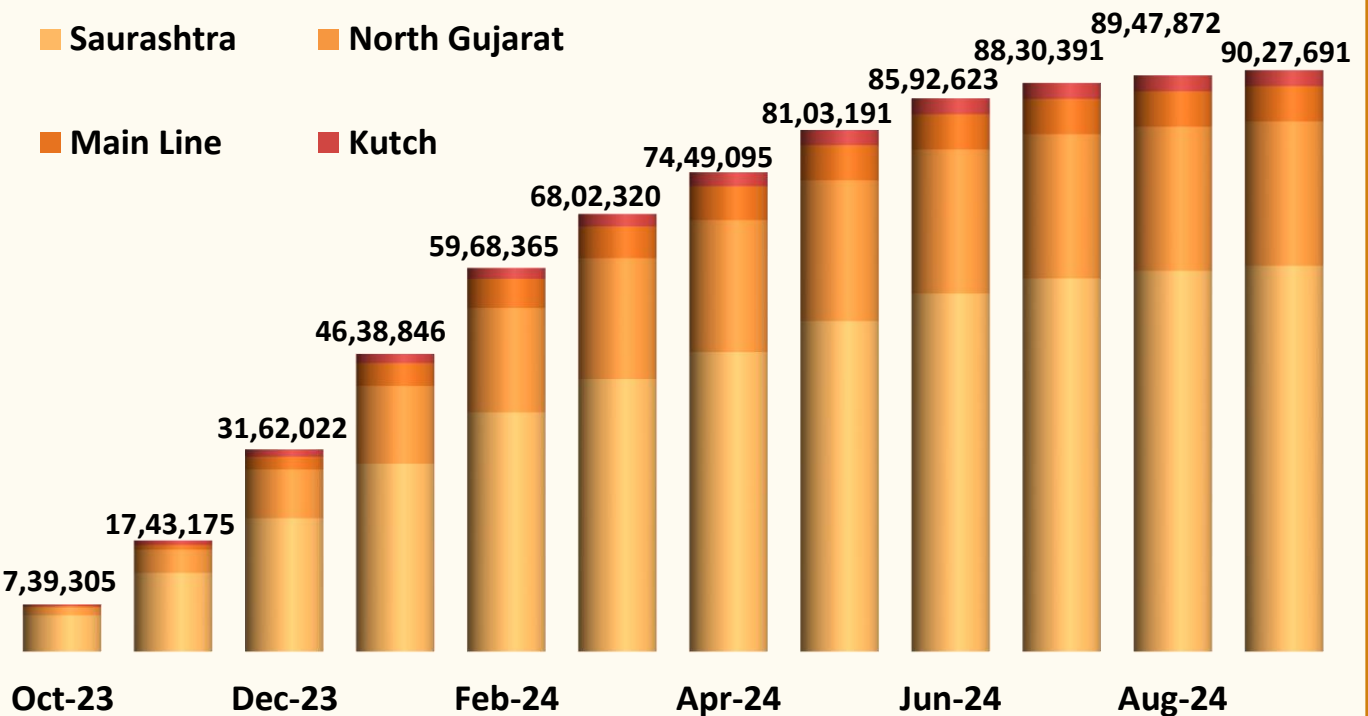
Gujarat Cumulative Cotton Pressing

Running Bales



Gujarat Cumulative Pressing

In 170 Kg Bales



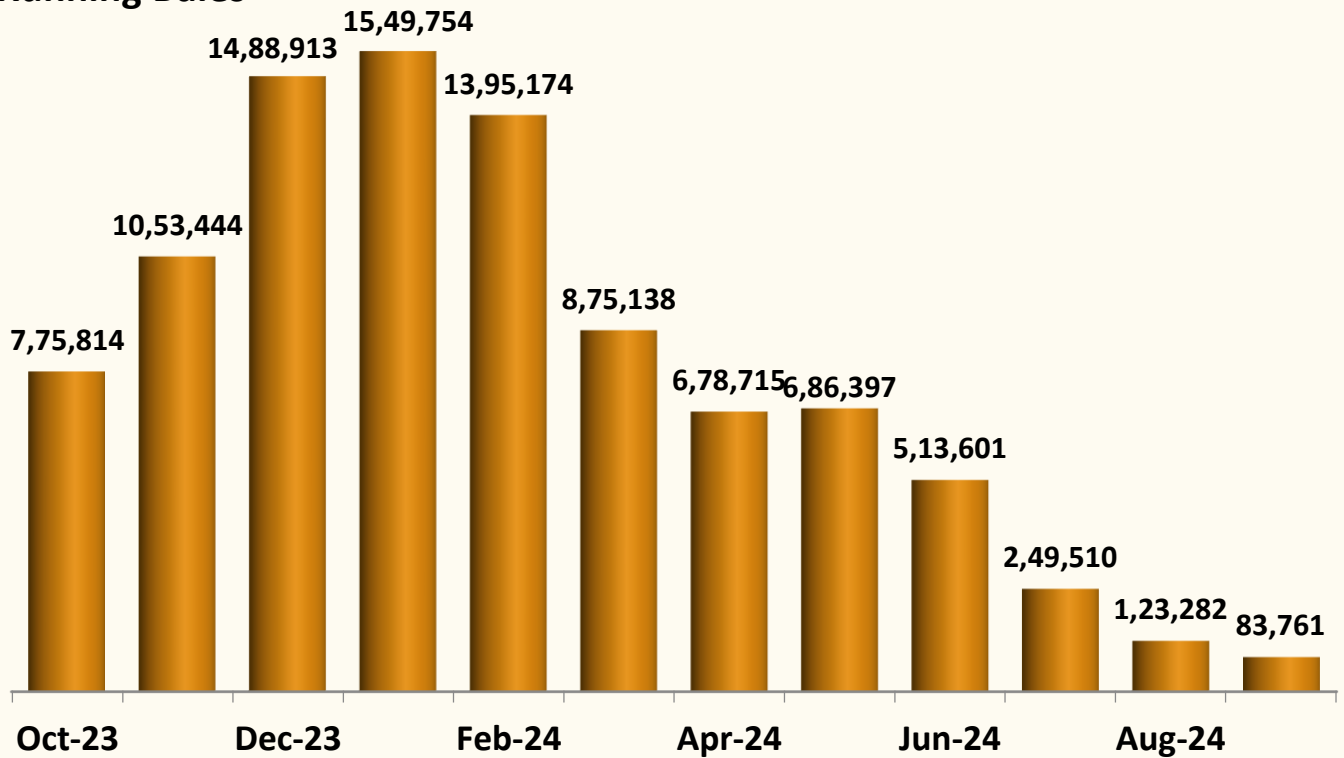


GUJCOT TRADE ASSOCIATION

MONTHLY PRESSING REPORT Sep-2024

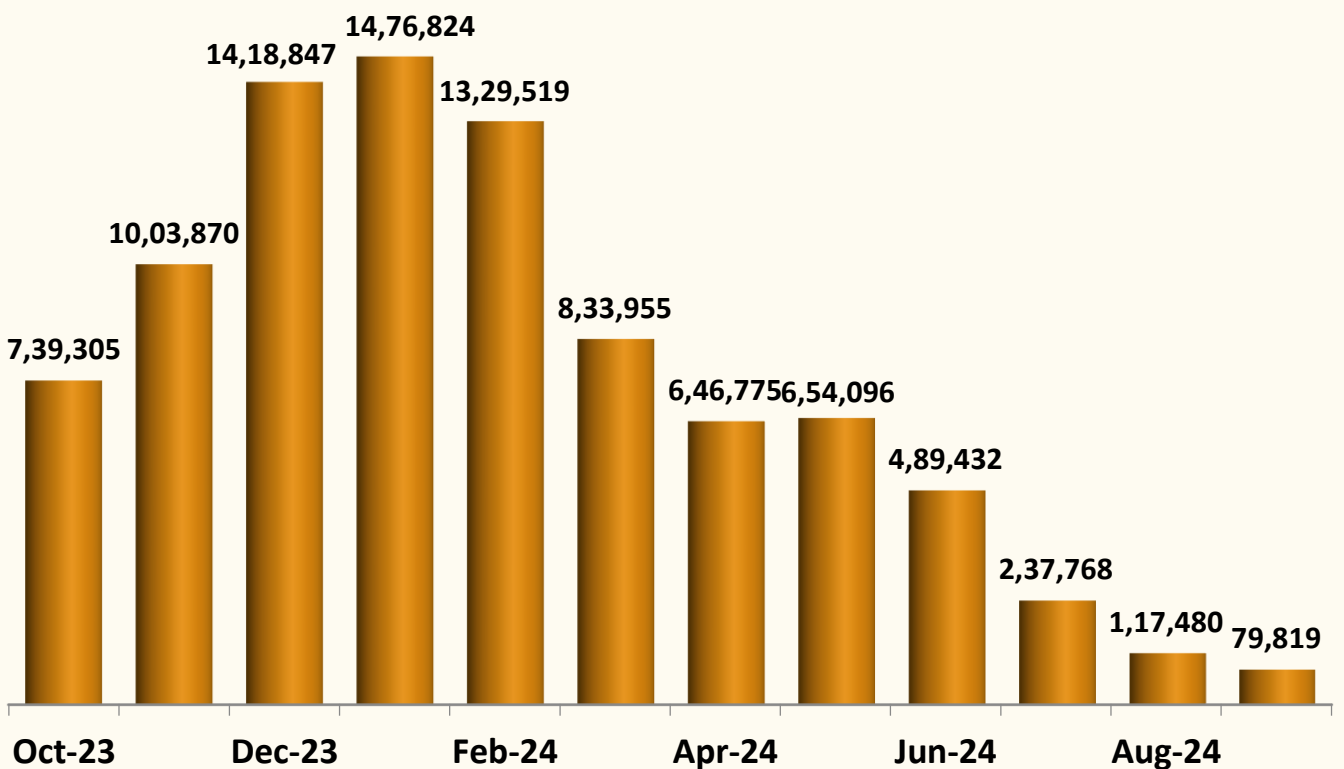
Gujarat Monthly Cotton Pressing

Running Bales



Gujarat Monthly Cotton Pressing

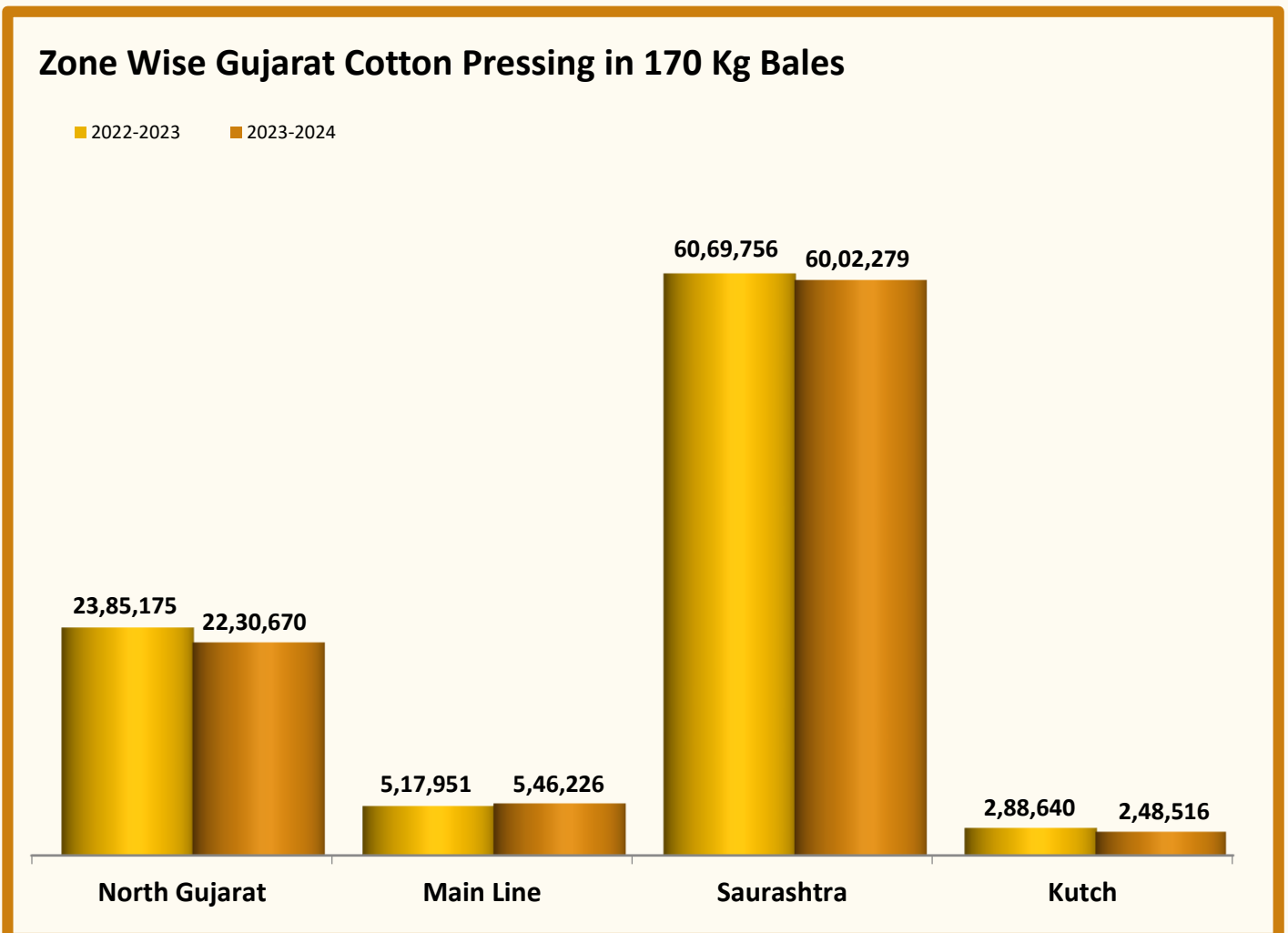
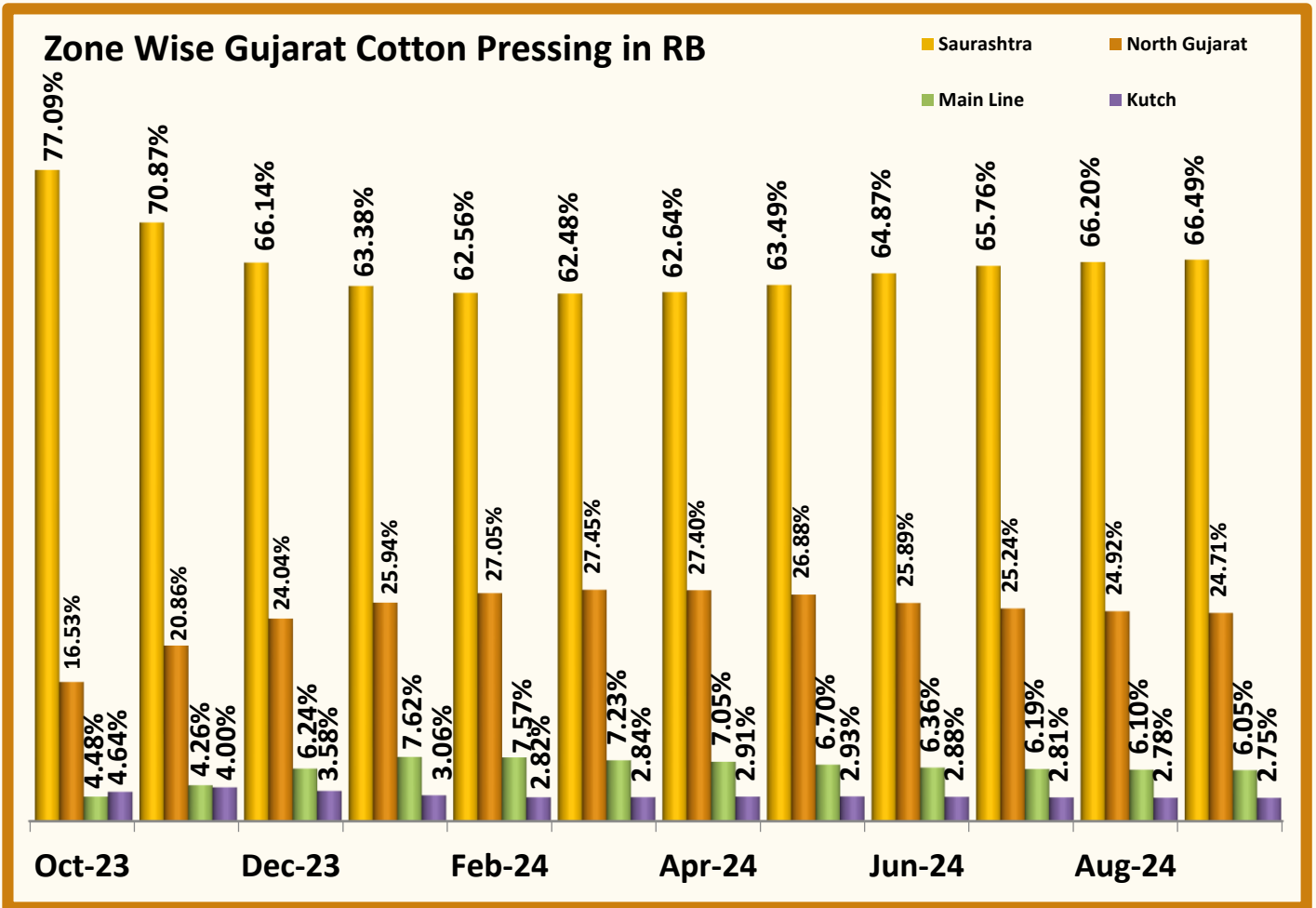
170 Kg Bales





GUJCOT TRADE ASSOCIATION

MONTHLY PRESSING REPORT Sep-2024





GUJCOT TRADE ASSOCIATION

MONTHLY PRESSING REPORT Sep-2024

Saurashtra							
Station	Sep-23	Aug-24	Sep-24	MoM Change	YoY Change	Fact. In Operation	
						Monthly	Seasonal
Amreli	3,72,571	3,04,030	3,15,744	11,714	-56,827	3	20
Babra	2,96,600	3,05,000	3,18,700	13,700	22,100	7	24
Botad	7,21,760	7,57,685	7,66,985	9,300	45,225	11	52
Chotila	1,71,595	1,45,654	1,45,654		-25,941		5
Chuda	48,525	35,250	35,250		-13,275		3
Damnagar	6,700	5,000	5,000		-1,700		1
Dhasa	4,96,350	3,98,550	4,05,050	6,500	-91,300	8	39
Dhoraji-Upleta	97,315	1,41,444	1,41,444		44,129		7
Dhrangadhra-Halvad	3,36,681	3,39,300	3,39,300		2,619		14
Gariyadhar	61,500	68,000	68,000		6,500		5
Gondal	2,02,500	1,91,000	1,91,900	900	-10,600	1	12
Jamkandorna	19,000	6,000	6,000		-13,000		1
Jamnagar-Falla	6,81,250	6,66,900	6,76,210	9,310	-5,040	6	27
Jasdan	3,27,560	2,91,617	3,08,614	16,997	-18,946	6	14
Jetpur	1,14,000	95,000	95,000		-19,000		3
Kuvadava	47,000	35,500	35,500		-11,500		2
Lakhtar	18,000	14,110	14,110		-3,890		2
Limbdi	70,700	52,100	52,100		-18,600		5
Mahuva	1,22,925	1,32,195	1,33,195	1,000	10,270	1	13
Manavadar	4,00,175	4,52,477	4,58,077	5,600	57,902	8	34
Morbi	2,36,400	1,69,000	1,69,000		-67,400		9
Palitana	11,000	17,800	17,800		6,800		2
Porbandar	5,000	9,000	9,000		4,000		2
Rajula	52,800	43,500	43,500		-9,300		4
Savarkundala	48,800	36,700	36,700		-12,100		4
Shapar	1,27,500	2,00,100	2,00,100		72,600		6
Surendranagar	2,31,700	1,55,700	1,55,700		-76,000		4
Talaja	1,08,650	1,12,100	1,18,400	6,300	9,750	3	13
Tankara-Neknam	4,52,850	5,32,200	5,32,200		79,350		24
Targhadi	1,78,800	1,59,200	1,59,200		-19,600		9
Tramba-Sardhar	42,500	34,500	34,500		-8,000		1
Una	65,460	63,300	64,100	800	-1,360	1	6
Wankaner	1,95,330	2,46,015	2,46,655	640	51,325	1	14
TOTAL	63,69,497	62,15,927	62,98,688	82,761	-70,809	56	381



GUJCOT TRADE ASSOCIATION

MONTHLY PRESSING REPORT Sep-2024

North Gujarat

Station	Sep-23	Aug-24	Sep-24	MoM Change	YoY Change	Fact. In Operation	
						Monthly	Seasonal
Visnagar	1,09,358	1,21,571	1,21,571		12,213		7
Vijapur-Mansa	3,81,513	3,54,750	3,54,750		-26,763		31
Harij	2,55,618	2,73,970	2,73,970		18,352		20
Radhanpur	36,891	35,950	35,950		-941		6
Idar-Sabarkantha	25,920	30,800	30,800		4,880		7
Idar-Raiya							
Himmatnagar	61,843	24,500	24,500		-37,343		4
Vadali-Sadatpura	26,000	34,600	34,600		8,600		5
Khedbrahma	2,550	7,450	7,450		4,900		6
Kapadwanj	55,060	35,500	35,500		-19,560		3
Viramgam	93,350	78,599	78,599		-14,751		9
Kadi	12,83,852	11,73,550	11,74,550	1,000	-1,09,302	1	65
Mandal-Bahucharaji	68,900	79,535	79,535		10,635		5
Bavla	22,250	7,000	7,000		-15,250		1
Dholka	18,000	14,100	14,100		-3,900		4
Dhandhuka	57,685	59,952	59,952		2,267		13
Talod	4,171	8,000	8,000		3,829		2
TOTAL	25,02,961	23,39,827	23,40,827	1,000	-1,62,134	1	188

LDC Louis Dreyfus Company India Pvt. Ltd.



GUJCOT TRADE ASSOCIATION

MONTHLY PRESSING REPORT Sep-2024

Main Line

Station	Sep-23	Aug-24	Sep-24	MoM Change	YoY Change	Fact. In Operation	
						Monthly	Seasonal
Karjan	1,22,029	95,200	95,200		-26,829		3
Dabhoi		1,200	1,200		1,200		1
Golagamdi							
Handod	75,800	81,000	81,000		5,200		5
Bodeli	87,000	1,23,900	1,23,900		36,900		8
Kosindra	23,300	26,800	26,800		3,500		2
Pavijetpur	37,500	41,700	41,700		4,200		2
Kaledia	1,30,400	1,27,800	1,27,800		-2,600		5
Palej	16,500	25,000	25,000		8,500		2
Bharuch	3,200	2,500	2,500		-700		1
Mandala	27,300	26,500	26,500		-800		1
Nizar	20,500	18,500	18,500		-2,000		1
Hansot							
Badalpur							
Sinor							
Olpad							
Valiya		2,500	2,500		2,500		1
Samlaya		600	600		600		1
TOTAL	5,43,529	5,73,200	5,73,200		29,671		33

Kutch

Station	Sep-23	Aug-24	Sep-24	MoM Change	YoY Change	Fact. In Operation	
						Monthly	Seasonal
Abdasa	23,668	27,548	27,548		3,880		1
Anjar	2,08,116	1,71,980	1,71,980		-36,136		6
Bhuj	23,800	19,440	19,440		-4,360		1
Mandvi	47,310	41,820	41,820		-5,490		1
Nakhatrana							
Rapar							
TOTAL	3,02,894	2,60,788	2,60,788		-42,106		9





GUJCOT TRADE ASSOCIATION

MONTHLY PRESSING REPORT Sep-2024

Again Team Gujcot thanks our direct and indirect helpers.

For Data Collection

We are thankful to

Shri Manishbhai - Anjar

Shri Mukeshbhai Purohit

Nileshbhai - Manager SGA

Premjibhai - Manavadar

Kalpeshbhai - Manager

Gujcot Trade Association

For Data Verification

We are thankful to

Shri Jatinbhai - Vijapur

Shri Sujalbhai

Shri Pravinbhai

Shri Jagdishbhai Soni

Shri Chetanbhai Shree Gita Group - Morbi

Shri Kishorbhai - Talaja

Shri Jaytibhai -Botad

Once again thanks to whole Gujarat Cotton value chain for their co-operation.

For, Gujcot Trade Association

Akash Shah

[President]

For, Gujcot Trade Association

Ajay Shah

[Secretary]

Report Sponsors:

[Click on Sponsor's Logo to visit Sponsor's Website](#)



FIOTEX™  **FIOTEX COTSPIN PVT. LTD.**

LDC  **Louis Dreyfus Company India Pvt. Ltd.**